




2016-17 ANNUAL REPORT



Citizens Academy SOUTHEAST

Citizens Academy Southeast recently completed our second school year, having first opened on the campus of the Cleveland Metropolitan School District's Whitney Young school in 2015. As part of the Citizens Academy model, our curriculum is focused on citizenship and diversity, and our scholars thrive on a set of high academic and behavioral standards called The CA Way. Serving students in grades K-4 for the 2017-2018 school year, we will reach our full K-5 grade capacity in 2018-2019.

FOLLOW OUR SCHOOL'S STORY ONLINE @CASOUTHEAST



A BREAKTHROUGH SCHOOL

Updates from our school year...

READ-A-THON ORGANIZED BY PARENTS ADVISORY COUNCIL

The Parents Advisory Council sent our kids on a reading adventure when they organized a Read-A-Thon during National Reading Month. This adventure engaged our scholars in a combined 27,180 minutes of reading! Donations went toward literacy materials for every classroom.

LEGO WEDO ROBOTS

Our 2nd and 3rd grade enrichment students programmed Lego WeDo robots to move around and vocalize. Such a feat required problem-solving and lots of trial and error, plus a great feeling of satisfaction when the robots finally moved!

UPSTANDERS OF HISTORY

It's easy to be a bystander, but why not be an upstander? Our first graders showcased the many upstanders that inspire them, including famous ones like Albert Einstein and not-so-famous ones like Katie Stagliano who started community gardening for her local food bank when she was only 9 years old.

CAS SCHOLARS CELEBRATE OUR SEVEN VIRTUES

We celebrate the seven virtues of our school during our Community Circles. Each month, we focus on a different virtue: responsibility, respect, perseverance, honesty, generosity, courage, and loyalty. Speakers come to school to discuss the virtue, and our students get to see what each virtue looks like in action.



Citizens Academy SOUTHEAST

78.9

OUR SCHOOL COMMUNITY

OUR STUDENTS ARE FROM:

Cleveland	67%
Warrensville Heights	15%
Maple Heights	7%
Garfield Heights	4%
Bedford	2%
Cleveland Heights	1%
Bedford Heights	< 1%
Beachwood	< 1%
Mayfield Heights	< 1%
Warrensville	< 1%
East Cleveland	< 1%
Streetsboro	< 1%

59.1

Cleveland
CMSD

Citizens Academy
Southeast CAS

STATE TEST RESULTS

	OH	CMSD	CAS
Performance Index	84.1	59.1	78.9
Value Added	NA	-52.9	NR

Source: ODE 2017

BOARD MEMBERS

Tom Cook

Owner, Harbor Insurance

Peggy Gries Wager

Independent Non-Profit Organization
Management Professional

Jennifer Howard

Managing Director, Development and
Partnerships at Teach For America

Merry McCreary

Community Volunteer

Sophia Onwuzulike

Case Western Reserve University

Brian Roof

Attorney, Sutter O'Connell

Enid Rosenberg

Independent Non-Profit Organization
Management Professional

Dan Sheets

Corporate Vice President, President of Lubrizol
Additives, The Lubrizol Corporation

Kareemah Williams

Director, Cleveland Industrial Retention
Initiative and Citizens Model Board Chair

2016-17 FINANCIALS

State	\$ 2,114,886
Intergovernmental	\$ 653,521
Tax Distribution	\$ 146,233
Philanthropic	\$ 193,166
Other	\$ 37,549
TOTAL FUNDING	\$ 3,145,355
Salaries	\$ 1,270,737
Benefits	\$ 420,378
Purchased Services	\$ 1,132,822
Supplies & Materials	\$ 145,402
Equipment	\$ 104,207
Depreciation	\$ 18
Other	\$ 18,020
TOTAL EXPENSES	\$ 3,091,584

FYE June 30, 2017 Unaudited Financials

A BREAKTHROUGH SCHOOL

Serving Grades K-4

In Lee Harvard
17900 Harvard Ave
Cleveland, OH 44128
(216) 586-3887
CASoutheast.org

#1

rated elementary school in
Lee-Harvard area

Source: ODE 2017

THE PLAIN DEALER

For news on the go, get the free cleveland.com mobile app

Wednesday, June 21, 2017

Page 125 of 125

FINAL EDITION | \$1.50

Breakthrough is Ohio's best network, study says

CREDO study results
Here's how charter operators with schools in Ohio fared in the latest study by Stanford's Center for Education Policy Studies (CREDO). The study, released in June, found that Breakthrough schools, which are part of a network of charter schools, scored highest in math and reading. The study also found that Breakthrough schools had the highest percentage of students who were African American or Hispanic, and that they had the highest percentage of students who were economically disadvantaged.

Comparison of results
The study found that Breakthrough schools had the highest percentage of students who were African American or Hispanic, and that they had the highest percentage of students who were economically disadvantaged. The study also found that Breakthrough schools had the highest percentage of students who were in the lowest quartile of state test scores in math and reading.

Why it matters
The study found that Breakthrough schools had the highest percentage of students who were African American or Hispanic, and that they had the highest percentage of students who were economically disadvantaged. The study also found that Breakthrough schools had the highest percentage of students who were in the lowest quartile of state test scores in math and reading.

"Breakthrough had students score so far ahead of traditional district schools in math that it was as if they had taken classes for an extra 148 days, or an extra 80 percent of a school year, CREDO reports."

**Our nonprofit network
of K-8 schools was ranked
#1 overall in Ohio by CREDO
at Stanford University.
Read more at btcl.org**

Free. Public. Open to All.